

# Big Blue® 400 Pro

**Diesel Engine-Driven  
Welder/AC Generator**



## Quick Specs



### Heavy Industrial Applications

Mechanical contractors  
Structural steelwork  
Fabrication  
Maintenance  
Repair  
Rental  
Construction  
Pipe welding

### Processes

Stick (SMAW)  
MIG (GMAW)  
Flux-cored (FCAW)  
RMD®\*  
Pulsed MIG (GMAW-P)\*  
DC TIG (GTAW)  
Air carbon arc (CAC-A)  
Rated: 3/16-inch (4.8 mm) carbons  
Capable: 1/4-inch (6.4 mm) carbons

**Output Range** DC stick 20–400 A  
DC TIG 20–400 A  
FCAW/MIG 14–40 V

**Generator Output Rated at 104°F (40°C)**  
12,000 watts peak, 10,000 watts continuous

**Accu-Rated™ – Not Inflated  
Generator Power**

*\*Available only on ArcReach models.*

## The professional welder's choice —

designed with the professional in mind, the Big Blue 400 Pro is the best for ease of use, reliability and fuel economy.



Kubota V1505 four-cylinder diesel.



Mitsubishi S4L2 four-cylinder diesel.



CATERPILLAR C1.5  
three-cylinder diesel.

Heavy-duty low-speed T4F and T4i industrial diesel engines are designed to operate over 10,000 hours before the first basic overhaul. Backed by worldwide support and service.



Remote control of the power source without a cord. See pages 2 and 3.



USA model shown is



Built to last in harsh industrial environments



New standard for productivity and weld quality



International models available



Easy to add capabilities



Welder/generator is warranted by Miller for three years, parts and labor.  
Engine is warranted separately by engine manufacturer.



### Miller Electric Mfg. LLC

An ITW Welding Company  
1635 West Spencer Street  
P.O. Box 1079  
Appleton, WI 54912-1079 USA

### Equipment Sales US and Canada

Phone: 866-931-9730  
FAX: 800-637-2315  
International Phone: 920-735-4554  
International FAX: 920-735-4125

### MillerWelds.com



## Big Blue® 400 Pro Features and Controls

**Digital meters** with SunVision™ technology enable welding parameters to be viewed with greater clarity than analog meters — at virtually any angle. Meters can be seen clearly even in direct sunlight.

### Meters display

- Process settings for quick and easy setup
- Preset and actual amperage

**Simple-to-set controls** require no elaborate procedure — just select process and weld!


### Industrial USB port.

Quickly upload the latest software and download machine log files to retrieve in-depth information such as diagnostics and machine statistics.



**Low OCV stick (VRD)**, when enabled, reduces the open-circuit voltage to 30 volts when the welding power source is not in use, increasing operator safety without compromising arc starts.

**Thermal overload protection** prevents machine damage if the duty cycle is exceeded or airflow is blocked.




**Arc control** is beneficial when welding with stick and solid wires for easier fine-tuning of tough-to-weld materials and out-of-position applications.

**Standard 14-pin receptacle with Auto-Remote Sense™** for simple connection of remote controls and wire feeders.



**10,000 watts of pure generator power.** Plug in an extra Miller® inverter-based power source for a second welding arc!



**HD powder coat** with zinc-rich primer protects sheet metal from rust and corrosion.

**Quiet operation.** Improves worksite communication.

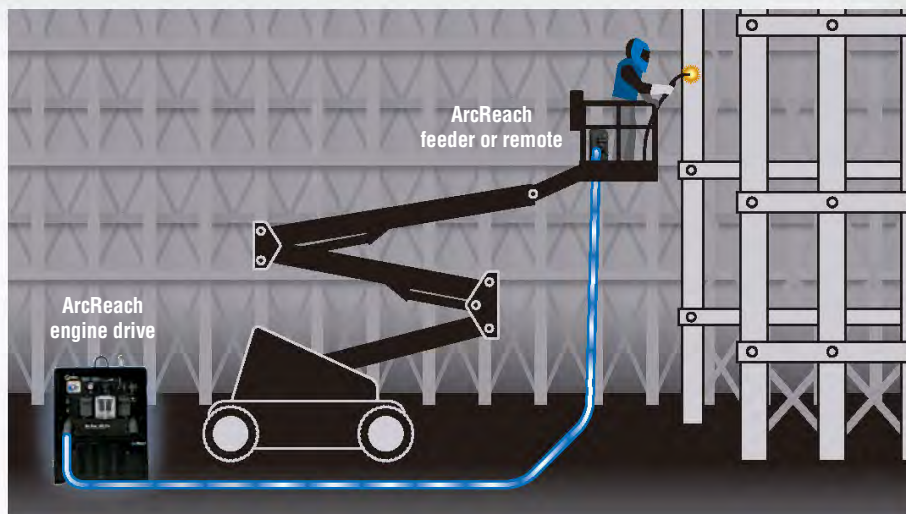
**Standard features include** adjustable Hot Start™, output contactor control, automatic idle and 120-volt block heater.

## ArcReach® Remote Control Technology

### ArcReach®

#### Remote control of the power source without a control cord.

An ArcReach system allows you to change weld settings from your ArcReach feeder or remote, saving a trip to the power supply. ArcReach technology uses the existing weld cable to communicate welding control information between the feeder or remote and the power source. This technology eliminates the need for control cords, and their associated problems and costs.





## Big Blue® 400 Pro ArcReach® Additional Features

**ArcReach provides remote amperage and voltage control at the weld joint without needing a control cord.**



**Increased productivity**

**More arc-on time and reduced exposure to workplace hazards** for operators can be realized using ArcReach because less time is spent going back to the welding power supply to set process and arc amperage or voltage.

**Auto-Process Select.™** Depending on connected accessory, the system automatically changes to stick or MIG/FCAW (with gas) if electrode positive polarity is detected or TIG or FCAW (no gas) if electrode negative polarity is detected, when ArcReach communication is established between the accessory and the Big Blue 400 Pro — reducing the need to access the power supply.

**Automatic return to panel settings.** System automatically returns to Big Blue 400 Pro setting when ArcReach communication is terminated. For example, if the Big Blue is set to gouging at 350 amps and an ArcReach feeder is connected, the Big Blue will go to a MIG/FCAW process. If the feeder is disconnected, the Big Blue will go back to its previous setting (gouging at 350 amps).

**Less operator fatigue** by not needing to move or reposition heavy secondary weld leads bundled with control cords on the jobsite. Control cables are not used.



**Improved weld quality**

**Operator can precisely set arc amperage or voltage** at the weld joint and monitor the actual arc voltage and current delivered to the weld using the digital meters on the accessory. This removes guesswork when it comes to adhering to weld procedures.


**Remote override of Big Blue 400 Pro.** When an ArcReach accessory is connected to a Big Blue the accessory has full control and the Big Blue controls are disabled. While under ArcReach control, process and voltage/amperage adjustments are locked out, preventing accidental changes by personnel other than the welding operator.



**Reduced maintenance**

**Save time** by no longer needing to troubleshoot welding system problems that result from damaged control cords.

**Eliminate costly control cord repairs** because control cords are not used.



**Improved flexibility**

**Cross platform compatible.** The same ArcReach accessories that work on engine-driven equipment can also be used on select ArcReach-equipped XMT® and Dimension™ power sources.

**Reverse compatible.** ArcReach-equipped power sources work with non-ArcReach accessories; however, the complete ArcReach benefit is only realized with the ArcReach system.

## Big Blue® 400 Pro ArcReach® System and Accessories

**Big Blue 400 Pro ArcReach system** (see page 8 for engine drive models/stock numbers), ArcReach SuitCase® 12 feeder with Bernard™ S-Gun™ (951730), ArcReach Stick/TIG Remote (301325), and ArcReach Smart Feeder with Bernard PipeWorx 300-15 MIG gun (951733).

**ArcReach SuitCase 8 and 12 feeders for MIG or flux-cored welding**

- Remote voltage control
- Polarity indication
- Auto-Process Select™



**ArcReach**

**ArcReach Smart Feeder for advanced wire processes**

- RMD and pulsed MIG processes
- Remote voltage control
- Store and recall weld settings

**ArcReach Stick/TIG Remote for stick or TIG welding**

- Remote amperage control
- Polarity indication
- Arc control for stick
- Auto-Process Select™

# Specifications (Subject to change without notice.)



Weld Mode/ Process	Weld Output Range	Weld Output Rated at 100% Duty Cycle at 104°F (40°C)	Max. Open- Circuit Voltage	Generator Power Output Rated at 104°F (40°C)**	Sound Levels at Rated Output, 23 ft. (7 m)	Dimensions	Net Weight (without fuel)***
CC/DC (TIG)	20–400 A	300 A at 32 VDC 350 A at 27 VDC 400 A at 24 VDC	85 VDC 30 VDC*	12,000 watts peak, 10,000 watts continuous 1-phase, 84/42 A, 120/240 VAC, 60 Hz	<b>Kubota</b> Idle: 66 dB (91 Lwa) Weld: 71.6 dB (96 Lwa) <b>Mitsubishi</b> Idle: 68.7 dB (93 Lwa) Weld: 72.1 dB (97 Lwa) <b>CAT</b> Idle: 65 dB (90 Lwa) Weld: 71.2 dB (96 Lwa)	H: 32 in. (813 mm) W: 26.25 in. (667 mm) D: 56 in. (1,422 mm)	<b>Kubota</b> 950 lb. (431 kg) <b>Mitsubishi</b> 993 lb. (450 kg) <b>CAT</b> 1,010 lb. (458 kg)
CC/DC (Stick)	20–400 A						
CV/DC (FCAW/MIG)	14–40 V						

\*Sense voltage for stick and Lift-Arc™ TIG. \*\*Will operate either 60 Hz or 50/60 Hz power tools, lights, etc. \*\*\*Additional 82 lb. (37 kg) when fuel tank is full.

Certified by Canadian Standards Association to both the Canadian and U.S. Standards. Meets NEMA and IEC output ratings.

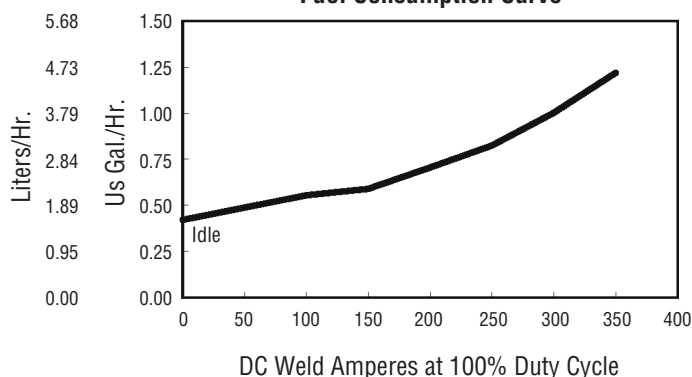
CAT and Kubota powered international models are approved.

## Engine Specifications (Engines warranted separately by the engine manufacturer.)

Engine Brand	Features	HP	Type	Engine Speeds	Capacities	Automatic Engine Shutdown
USA	Mitsubishi S4L2	24.7	Four-cylinder, liquid-cooled, industrial diesel	Idle: 1,500 rpm Weld: 1,800 rpm	Fuel: 11.5 gal. (43.5 L) Oil: 5.8 qt. (5.5 L) Coolant: 10 qt. (9.5 L)	Low oil pressure, high coolant temperature, low fuel level
	Kubota V1505	20.2	Four-cylinder, liquid-cooled, industrial diesel	Idle: 1,500 rpm Weld: 1,800 rpm	Fuel: 11.5 gal. (43.5 L) Oil: 6 qt. (5.7 L) Coolant: 6 qt. (5.7 L)	Low oil pressure, high coolant temperature, low fuel level
Int'l	CATERPILLAR C1.5	21.7	Three-cylinder, liquid-cooled, industrial diesel	Idle: 1,500 rpm Weld: 1,800 rpm	Fuel: 11.5 gal. (43.5 L) Oil: 5.9 qt. (5.6 L) Coolant: 6 qt. (5.7 L)	Low oil pressure, high coolant temperature, low fuel level

## Performance Data

Fuel Consumption Curve



Simultaneous Welding and Power

Weld Amperes	Total Aux. Power Available (Watts)
25 A	10,000
75 A	10,000
125 A	10,000
175 A	9,000
225 A	7,500
300 A	4,500
350 A	1,000

# Function Guide

1. **Self-calibrating digital weld meters with fault code indication** display preset or actual weld parameters.
2. **Pushbutton main control knob** used for adjusting amperage/voltage, adjusting arc control, and accessing the service menu.
3. **LED process indicator.** Front panel process selections are illuminated with an LED that identifies the active process. This enables the selected weld process to be seen at a distance from the power source.

## 4. Lift-Arc™ TIG with Auto-Stop™ and Auto-Crater™

5. **USB port** allows software updates from a USB drive. A summary file of recorded data from the unit will be saved to a USB drive that is inserted.
6. **Weatherproof Lexan® nameplate** is super durable and resists cracking and fading.
7. **Adjustable arc control** adjusts DIG when process control is in stick mode and adjusts inductance when process control is in FCAW or MIG mode. The amount of DIG determines how much amperage (heat) varies with stick arc length. Inductance determines the “wetness” of the weld puddle.
8. **Maintenance interval reminder.** Yellow and red indicator lights let an operator know when the machine is approaching and finally in need of routine maintenance.
9. **Fuel indicator gauge.** Low fuel shutdown shuts engine off prior to running out of fuel to prevent loss of fuel in the system, and make restarts easy.
10. **Glow plugs** assist in cold weather starting.
11. **Engine control switch** is used to start the engine and then select between auto idle and high speed lock.

12. **Standard 14-pin receptacle** for simple connection of remote controls and wire feeders. Includes **Auto Remote Sense™** which automatically switches from panel to remote amperage/voltage (A/V) control with remote connected. Eliminates confusion of a panel/remote switch.

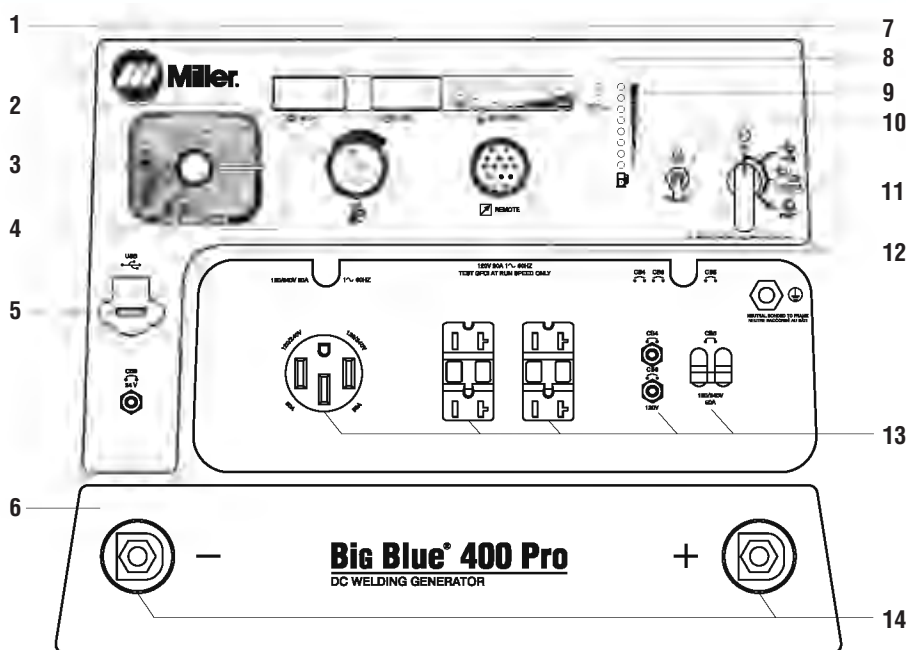
13. **50 A, 120/240 V receptacle and 20 A, 120 V GFCI receptacles with circuit breakers**

Note: For matching 240 V plug, order 119172.

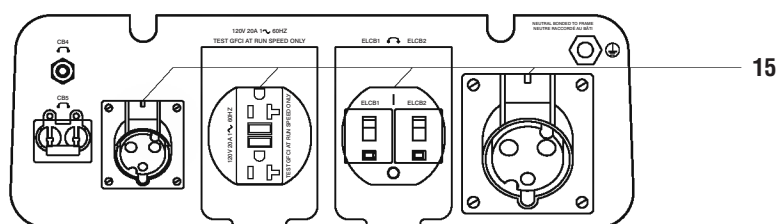
14. **Weld output terminals**

15. **International receptacle panel with 16 A, 240 V receptacle, 20 A 120 V GFCI receptacle and 32 A, 240 V receptacle with circuit breakers**

Note: For matching 240 V, 16 A plug, order 255416 and for matching 240 V, 32 A plug, order 255418.

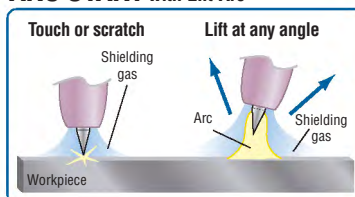


USA Model



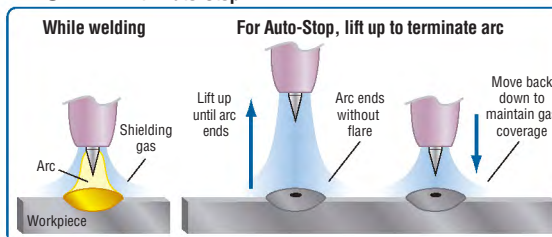
International Model Receptacles

## ARC START with Lift-Arc™



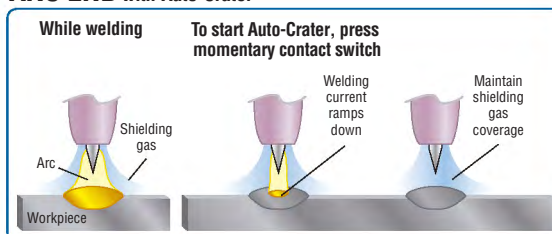
- Reduces or eliminates sticking
- Reduces or eliminates electrode/work contamination
- Low open-circuit voltage

## ARC END with Auto-Stop™



- Eliminates need for a remote control
- Maintains shielding gas coverage
- Eliminates tungsten and workpiece contamination
- Eliminates unwanted arc strikes outside the weld area

## ARC END with Auto-Crater™



- Maintains shielding gas coverage
- Eliminates tungsten and workpiece contamination
- Auto-Crater time allows for addition of filler
- Eliminates unwanted arc strikes outside the weld area



## Genuine Miller® Accessories



Female  
Receptacle



**Full KVA Adapter Cord 300517** Field  
NEMA 14-50P to NEMA 6-50R. Adapts engine  
drive 120/240 V plug to common Millermatic®  
and Spectrum® 240 V plug.



**Full KVA Plug Kit 119172** Field  
120/240 V, 50 A plug  
(NEMA 14-50P) to fit full  
KVA receptacle.



**International Plugs** Field  
**255418** 1-phase,  
240 V, 32 A plug  
**255416** 1-phase,  
240 V, 16 A plug


### Engine Filter Kits

**246987** Field. For CAT  
**253901** Field. For Kubota  
**252782** Field. For Mitsubishi  
Includes all filters required for proper engine  
maintenance. Oil filter, primary and secondary  
fuel filter, and primary air filter.



**Spark Arrestor (Muffler)  
Kit 300585** Field  
Prevents particles from  
leaving the muffler that  
could potentially start a  
fire. Mandatory when

operating on California grasslands, brush, or  
forest-covered land, and in all national forests.  
For other areas, check your state and local laws.  
Meets U.S. Forest Service Standard 5100-1B.



**FA-1D Lockable Flame Arrestor  
Fuel Cap 043947** Field  
Fuel cap can be padlocked to  
prevent vandalism. A built-in flame  
arrestor prevents flames or sparks  
from entering the fuel tank.



**Protective Cover 195301** Field  
Blue water-resistant  
cover with Miller logo  
resists stains and  
mildew, and protects the  
finish of your welder.

## MIG (GMAW) or Flux-cored (FCAW)



**SuitCase® 12RC  
Wire Feeder 951580**  
Lightweight and flexible  
enough to run wires up  
to .062-inch diameter.  
Includes remote voltage  
control, drive roll kit and  
Bernard™ BTB Gun 300 A.  
See literature M/6.5.



**ArcReach® SuitCase® 8**  
**951726** With Bernard™ BTB Gun 300 A  
**951727** With Bernard™ S-Gun™  
**951728** With Bernard™ Dura-Flux™ gun  
**ArcReach® SuitCase® 12**  
**951729** With Bernard™ BTB Gun 300 A  
**951730** With Bernard™ S-Gun™  
**951731** With Bernard™ Dura-Flux™ gun  
Portable feeder designed to run off of arc voltage.  
When paired with an ArcReach power source,  
provides remote control of the power source  
without a control cord — saving time and money.  
See literature M/6.55.



**ArcReach® Smart Feeder 951733**  
For use with ArcReach models only (see pages  
2 and 3 for more information). Includes drive  
rolls and Bernard™ PipeWorx 300-15 MIG gun.  
For MIG, FCAW, and advanced RMD® and pulse  
processes. See literature M/6.55.

## MIG (GMAW)/Flux-cored (FCAW) Guns

See Bernard™ literature SP-BTB for BTB  
air-cooled MIG guns, and SP-DF for Dura-Flux™  
self-shielded flux-cored guns.



**Spoolmatic® 30A  
Spool Gun 130831**  
Air-cooled, 200-amp,  
one-pound spool gun  
for aluminum and

stainless MIG. See literature M/1.73. Requires  
**WC-24 Control (137549).**

## XR™ Wire Feeders and Guns

Push-pull system designed to handle difficult-  
to-feed soft alloy wires such as aluminum.  
See literature M/1.7 through M/1.74.

## AC TIG (GTAW) Welding

*The Dynasty 210 power sources can be run off the  
engine drive's generator to provide two arcs with only  
one engine.*



**Dynasty® 210 Series**  
For portable AC/DC TIG.  
See literature AD/4.81.

## Multiple Operator Welding

*The XMT 350 FieldPro and CST 280 power sources  
can be run off the engine drive's generator to provide  
two arcs with only one engine.*



**XMT® 350 FieldPro™ Systems**  
See literature DC/18.96.



**CST™ 280**  
See literature DC/29.55.

## Genuine Miller® Accessories (Continued)

### Plasma Cutting



*Spectrum 375 X-TREME and 625 X-TREME shown.*

#### **Spectrum® 375 X-TREME™ 907529**

See literature PC/9.2.

#### **Spectrum® 625 X-TREME™ 907579**

See literature PC/9.6.

#### **Spectrum® 875 907583**

See literature PC/9.8.

The Spectrum 375 X-TREME and 625 X-TREME come complete with protective X-CASE™ (not shown).

### Stick/TIG Remote Controls



#### **ArcReach® Stick/TIG Remote 301325**

When paired with an ArcReach power source, provides remote control of the power source without a cord —

saving time and money. See literature AY/14.5.



#### **Wireless Remote Hand Control 300430**

For remote current, voltage and contactor control. Receiver plugs directly into the 14-pin receptacle of Miller machine. 300-foot (91.4 m) operating range.

#### **Wireless Antenna Kit 300749**

Recommended for improved reception.



#### **RHC-14 Hand Control 242211020**

Miniature hand control for remote current, voltage and contactor control. Dimensions: 4 x 4 x 3.25 in. (102 x 102 x 82 mm).

Includes 20-foot (6 m) cord and 14-pin plug.



#### **RMS-14 On/Off Control 187208**

Momentary-contact switch for contactor control. Rubber-covered pushbutton dome switch ideal for repetitive on-off applications. Includes 26.5-foot (8 m) cord and 14-pin plug.



#### **RCC-14 Remote Contactor and Current Control 151086**

East/west rotary-motion fingertip control attaches to TIG torch using two hook-and-loop fasteners. Includes 26.5-foot (8 m) cord and 14-pin plug.



#### **PRHC-14 Hand Control 195511**

Complete current or voltage control brings 120 volts GFCI power to work area in a single cord. Housed in a durable, light aluminum case and includes 125-foot (38 m) cord with plugs.

#### **Extension Cables for 14-Pin Remote Controls or 24 VAC Wire Feeders**

**242208025** 25 ft. (7.6 m)

**242208050** 50 ft. (15.2 m)

**242208080** 80 ft. (24.4 m)

## Trailers and Hitches (Note: Trailers are shipped unassembled.)



#### **HWY-Mid Frame Trailer 301438**

1,424-pound (646 kg) capacity highway trailer with welded steel tubing frame, heavy-duty axle with roller bearing hubs and leaf-spring suspension. Includes jack stand, fenders, lights, and dual hitch with 2-inch (50 mm) ball hitch and 3-inch (76 mm) lunette eye.

#### **Cable Tree 043826**

Provides an area to conveniently wrap weld cables and extension cords.



#### **Dual Hitch 301441**

Combination 2-inch (50 mm) ball hitch and 3-inch (76 mm) lunette eye in one reversible assembly.

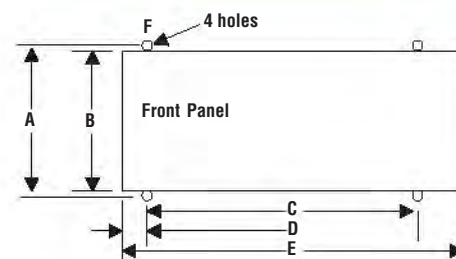


#### **2-In-1 Document/Fire Extinguisher Holder 301236**

Stores documents and holds a 5-pound fire extinguisher.

*Note: Holder shown mounted on trailer. Fire extinguisher not included.*

## Mounting Specifications



**A.** 27.75 in. (705 mm)

**B.** 26.25 in. (667 mm)

**C.** 52.25 in. (1,327 mm)

**D.** 2 in. (51 mm)

**E.** 56 in. (1,422 mm)

**F.** .562 in. (14 mm) dia.

**Height:** 32 in. (813 mm)

**Width:** 26.25 in. (667 mm)

**Depth:** 56 in. (1,422 mm)

### Trailer Specifications (Subject to change without notice.)

Model	Gross Axle Weight Rating	Gross Vehicle Weight Rating	Net Payload	Height of Bed	Road Clearance	Track (Center to center of tires)	Standard Tires (Standard rating or P-size rating)	Dimensions	Net Weight
HWY-Mid Frame	1,605 lb. (728 kg)	1,424 lb. (646 kg)	1,424 lb. (646 kg)	19.5 in. (495 mm)	8 in. (203 mm)	46 in. (1,168 mm)	ST175/80D-13 Load Range C	Length: 101 in. (2,565 mm) Width: 55 in. (1,397 mm)*	181 lb. (82 kg)

\*Width at outside of fenders.

## Ordering Information

Equipment and Options	Stock No.	Description	Qty.	Price
<b>Big Blue® 400 Pro (USA)</b>	<b>907732</b> <b>907733</b>	Kubota. USA model Mitsubishi. USA model		
<b>Big Blue® 400 Pro ArcReach® (USA)</b>	<b>907732001</b> <b>907733001</b>	Kubota. USA model Mitsubishi. USA model		
<b>Big Blue® 400X Pro (Int'l)</b>	<b>907758</b> <b>907732010</b> <b>907732011</b>	CAT (CE). International model Kubota (CE). International model Kubota (CE). International model with ArcReach®		
<b>Field Accessories</b>				
Full KVA Adapter Cord	<b>300517</b>	Field		
Full KVA Plug Kit	<b>119172</b>	120/240 V. Field		
International Plugs		Field. See page 5		
Engine Filter Kit	<b>246987</b> <b>253901</b> <b>252782</b>	Field. For CAT, includes air, oil and fuel filters Field. For Kubota, includes air, oil and fuel filters Field. For Mitsubishi, includes air, oil and fuel filters		
Spark Arrestor (Muffler) Kit	<b>300585</b>	Field		
FA-1D Lockable Flame Arrestor Fuel Cap	<b>043947</b>	Field		
Protective Cover	<b>195301</b>	Field		
<b>MIG/Flux-cored Welding</b>				
SuitCase® 12RC	<b>951580</b>	With Bernard™ BTB Gun 300 A. See literature M/6.5		
ArcReach® SuitCase® 8	<b>951726</b> <b>951727</b> <b>951728</b>	With Bernard™ BTB Gun 300 A. See literature M/6.55 With Bernard™ S-Gun™ With Bernard™ Dura-Flux™ gun		
ArcReach® SuitCase® 12	<b>951729</b> <b>951730</b> <b>951731</b>	With Bernard™ BTB Gun 300 A. See literature M/6.55 With Bernard™ S-Gun™ With Bernard™ Dura-Flux™ gun		
ArcReach® Smart Feeder	<b>951733</b>	MIG/FCAW/RMD®/pulse feeder with Bernard™ PipeWorx 300-15 MIG gun. Tweco®-style connectors. See literature M/6.55		
MIG (GMAW) and Flux-cored (FCAW) Guns		See Bernard™ literature SP-BTB and SP-DF		
Spoolmatic® 30A Spool Gun	<b>130831</b>	Requires WC-24 Control. See literature M/1.73		
WC-24 Control	<b>137549</b>	See literature M/1.73		
XR™ Wire Feeder Control and Guns		See literature M/1.7 through M/1.74		
<b>TIG Welding</b>		See page 6		
<b>Multiple Operator Welding</b>		See page 6		
<b>Plasma Cutting</b>		See page 7		
<b>Stick/TIG Remote Controls</b>				
ArcReach® Stick/TIG Remote	<b>301325</b>	For use with ArcReach models only		
Wireless Remote Hand Control	<b>300430</b>	Hand control with wireless 300 ft. (91.4 m) operating range		
Wireless Antenna Kit	<b>300749</b>	Recommended for improved reception		
RHC-14 Hand Control	<b>242211020</b>	Hand control with 20 ft. (6 m) cord		
RMS-14 On/Off Control	<b>187208</b>	Remote contactor control		
RCC-14 Remote Contactor and Current Control	<b>151086</b>	Fingertip control		
PRHC-14 Hand Control	<b>195511</b>	Hand control with 120 V GFCI receptacle, 125 ft. (38 m)		
Extension Cables		See page 7		
<b>Trailers and Hitches</b>				
HWY-Mid Frame	<b>301438</b>	Trailer with lights, fenders and dual hitch. For highway use		
Cable Tree	<b>043826</b>	Trailer-mounted cable holder		
Dual Hitch	<b>301441</b>	Combination 2-inch (50 mm) ball hitch and 3-inch (76 mm) lunette eye in one reversible assembly		
2-In-1 Document/Fire Extinguisher Holder	<b>301236</b>	Stores documents and holds a 5-pound fire extinguisher		

Date:

Total Quoted Price:

Distributed by:

